


SP 556

Handwritten forms accepted, typed form is preferred. Please send an electronic copy of the completed form.

If you need assistance completing the form, please contact Michael Houser, State Architectural Historian, at 360-586-3076 or [Michael.houser@dahp.wa.gov](mailto:Michael.houser@dahp.wa.gov).

Washington State <b>HERITAGE BARN REGISTER</b> 	<b>Farm Name</b> Jaclin Farms	<b>* Property Location</b> Address: 9715 E. Tallman Road City: Chattaroy Zip: 99003
	<b>Historic Name</b> Schneider, John M., Barn	<b>County</b> Spokane
	<b>* Owners Name</b> John & Linda Schneider  Phone: (509) 238-6690 Email: <a href="mailto:jjsnles@earthlink.net">jjsnles@earthlink.net</a>	<b>* Owner Address</b> Address: Same as Above City: State: Zip:

BARN	ROOF SHAPE	ROOF COVERING	FLOOR PLAN	SIDING	FOUNDATION MATERIAL	PAINTING/ DECORATION	OTHER BARN FEATURES
<b>CONDITION</b> <input type="checkbox"/> Good <input checked="" type="checkbox"/> Fair <input type="checkbox"/> Poor <input type="checkbox"/> Altered <input type="checkbox"/> Ruins  <b>BARN BUILT DATE:</b> 1922	<input checked="" type="checkbox"/> Gable <input type="checkbox"/> Gambrel <input type="checkbox"/> Gothic <input type="checkbox"/> Bow Truss <input type="checkbox"/> Monitor <input type="checkbox"/> Round <input type="checkbox"/> Shed <input type="checkbox"/> Conical <input type="checkbox"/> Other	<input type="checkbox"/> Asphalt <input type="checkbox"/> Metal <input checked="" type="checkbox"/> Wood <input type="checkbox"/> Other  <b>* CURRENT USE</b> <input type="checkbox"/> Ag <input type="checkbox"/> Vacant <input checked="" type="checkbox"/> Other Storage	<input type="checkbox"/> Square <input checked="" type="checkbox"/> Rectangular <input type="checkbox"/> Round <input type="checkbox"/> Irregular <input type="checkbox"/> L- Shape <input type="checkbox"/> T- Shape Size: 25 x 36  Height: 25'	<input type="checkbox"/> Metal <input type="checkbox"/> Wood – Horizontal <input type="checkbox"/> Wood – Board & Batten <input type="checkbox"/> Wood Vertical <input type="checkbox"/> Concrete <input type="checkbox"/> Brick <input type="checkbox"/> Stone <input type="checkbox"/> Asbestos <input checked="" type="checkbox"/> Other Log	<input type="checkbox"/> Concrete <input type="checkbox"/> Stone <input type="checkbox"/> Brick <input type="checkbox"/> Wood <input type="checkbox"/> None <input type="checkbox"/> Other	Painted? <input type="checkbox"/> No <input type="checkbox"/> Yes Color:  Names/Dates/ Decoration? <input type="checkbox"/> No <input type="checkbox"/> Yes Describe:	<input type="checkbox"/> Cupola <input type="checkbox"/> Dormer <input type="checkbox"/> Hay Hood <input type="checkbox"/> Ventilator <input type="checkbox"/> Weather Vane <input type="checkbox"/> Lightning Rod <input type="checkbox"/> Silo <input type="checkbox"/> Milking Shed <input type="checkbox"/> Other

**PROPERTY HISTORY:** (Expand on the history of the barn/property such as use, builder, architect, family stories and memories, etc.. add additional pages if necessary)

Purchased by John B. & Clara Schneider in 1901, and still owned by members of the Schneider Family. The log crib barn was built by John M. & Olga Schneider in 1922 with the help of neighbors and family friends.

***Please provide current photos of nominated property (interior and exterior (all four sides)) and a map indicating the location of property. Digital images are preferred (please provide disc) or print on photographic paper.***

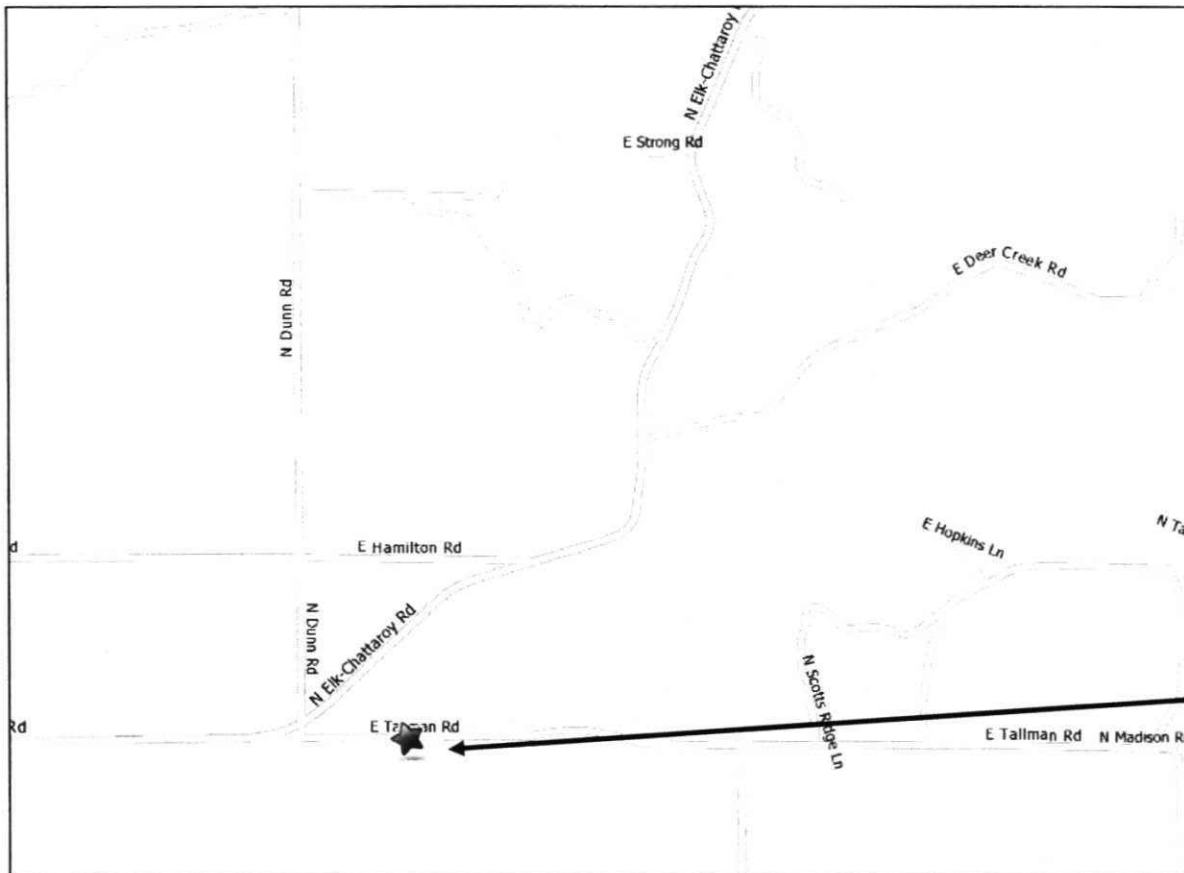
Handwritten forms accepted, typed form is preferred. Please send an electronic copy of the completed form.

If you need assistance completing the form, please contact Michael Houser, State Architectural Historian, at 360-586-3076 or [Michael.houser@dahp.wa.gov](mailto:Michael.houser@dahp.wa.gov).

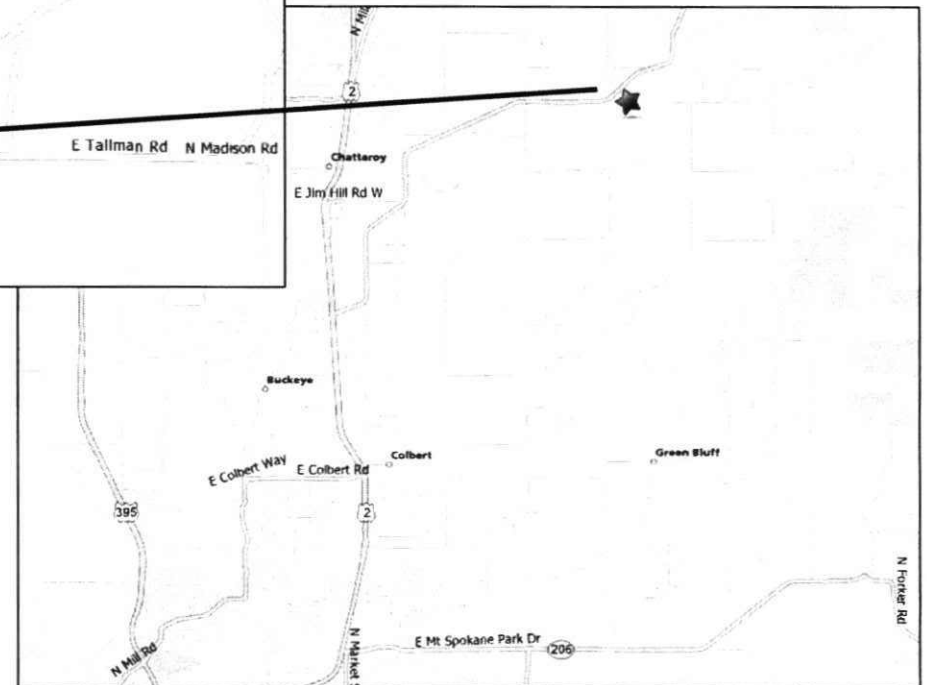
<b>OTHER FARMSTEAD BUILDINGS</b>		<i>If building does not exist, please check N/A box * Please provide additional digital photos of secondary buildings/structures</i>					
	<b>ROOF SHAPE</b>	<b>ROOF COVERING</b>	<b>FLOOR PLAN</b>	<b>SIDING</b>	<b>FOUNDATION MATERIAL</b>	<b>OTHER FEATURES: (Style, Trim, Color, etc..)</b>	<b>BUILT DATE</b>
<b>DWELLING</b> <input checked="" type="checkbox"/> Good <input type="checkbox"/> Fair <input type="checkbox"/> Poor <input type="checkbox"/> Altered <input type="checkbox"/> Ruins <input type="checkbox"/> N/A	Gable	Asphalt		Wood	Concrete	White	1976
<b>OUTHOUSE</b> <input type="checkbox"/> Good <input type="checkbox"/> Fair <input type="checkbox"/> Poor <input type="checkbox"/> Altered <input type="checkbox"/> Ruins <input checked="" type="checkbox"/> N/A							
<b>CHICKEN COOP</b> <input type="checkbox"/> Good <input type="checkbox"/> Fair <input type="checkbox"/> Poor <input type="checkbox"/> Altered <input type="checkbox"/> Ruins <input checked="" type="checkbox"/> N/A							
<b>MACHINE SHED</b> <input type="checkbox"/> Good <input type="checkbox"/> Fair <input type="checkbox"/> Poor <input type="checkbox"/> Altered <input type="checkbox"/> Ruins <input checked="" type="checkbox"/> N/A							
<b>MILK HOUSE</b> <input type="checkbox"/> Good <input checked="" type="checkbox"/> Fair <input type="checkbox"/> Poor <input type="checkbox"/> Altered <input type="checkbox"/> Ruins <input type="checkbox"/> N/A	Gable	Metal	Square	Wood	Concrete	12 x 12	1936
<b>SILO</b> <input type="checkbox"/> Good <input type="checkbox"/> Fair <input type="checkbox"/> Poor <input type="checkbox"/> Altered <input type="checkbox"/> Ruins <input checked="" type="checkbox"/> N/A							
<b>OTHER:</b> <input type="checkbox"/> Good <input type="checkbox"/> Fair <input checked="" type="checkbox"/> Poor <input type="checkbox"/> Altered <input type="checkbox"/> Ruins <input checked="" type="checkbox"/> N/A	Shed	Asphalt	Rectangular	Wood	Concrete	lean-to built on side of barn, used a milking parlor	1936
<b>OTHER:</b> <input type="checkbox"/> Good <input type="checkbox"/> Fair <input type="checkbox"/> Poor <input type="checkbox"/> Altered <input type="checkbox"/> Ruins <input checked="" type="checkbox"/> N/A							

**Please provide a sketch of the farmstead layout indicating the location of other buildings in relation to the barn. Include an arrow pointing north for directional purposes.**

Return form and additional documentation to: DAHP 1063 S. Capitol Way, Suite 106 Olympia, WA 98504



**Jaclin Farms**  
 9715 E. Tallman Road  
 Chattaroy, WA 99003



N

W

E

House

LOG  
BARN

MILKID  
PARLOR



MILK  
HOUSE

NEWER  
BARN

S



























